

# MaxMotion

## IEC PERFORMANCE DATA SHEET IEC Efficiency Level IE3

Catalog #: **IJA290L-2-35**

HP	kW	Voltage	L.R. Amps	Efficiency	Power Factor	Service Factor	Frame	Design
3,00	2,24	333 / 575	22,86	86,5%	0,85	1,15	90L	N

60 Hz								
FLA							Is/In	F.L. RPM
208	230	333	460	575	796	990		
/	/	5,19	/	3,01	/	/	7,6	3474

50 Hz								
FLA						Efficiency	Is/In	F.L. RPM
190	380	400	415	660	725			
/	/	/	/	/	/	/	/	/

Wgt. Lbs	PH	Duty	Insul. Class	Ambient Temp.	Elevation	Temp. Rise° C
37,4	3	S1	H	40°C	1000 M	30

% Efficiency		% Power Factor		Torque			Protector Type	Winding Resist. Ω
Full Load:	86,5%	Full Load:	0,85	FLT ft.lbs	60Hz	50Hz		
3/4 Load:	83,0%	3/4 Load:	0,82	LRT %	220	/	-	-
1/2 Load:	75,3%	1/2 Load:	0,73	BDT %	230	/	-	-

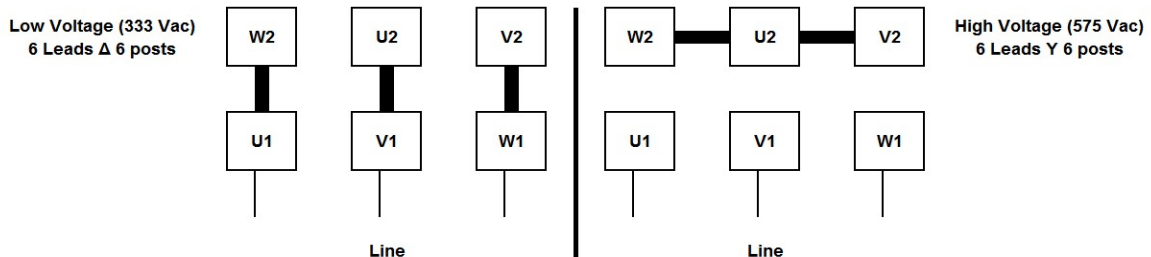
Rotor Inertia Wk2 Lb-Ft2	Max Load Inertia Wk2 Lb-Ft2	Shaft Material	Frame Material	DE Bracket Type	ODE Bracket Type	Mounting	Enclosure	Protection
-	-	Standard	Aluminum	Standard	Standard	B3	TEFC	IP55

Ball Bearings		Grease	Mount Type	Orientation	Cold Start (Secs)	Paint
DE	ODE					
6205ZZ-C3	6205ZZ-C3	Sealed Bearings	Rigid	Horizontal	15	Red

Inverter Duty. Motor meets MG1 parts 31.4.4.2	Constant Torque Range	Variable Torque Range
	10:1	20:1

**WIRING CONNECTION DIAGRAM : A**

IEC Frames 56 - 100L, Dual Voltage  
333 / 575VAC, 6 posts, 6 leads, Δ / Y Connection

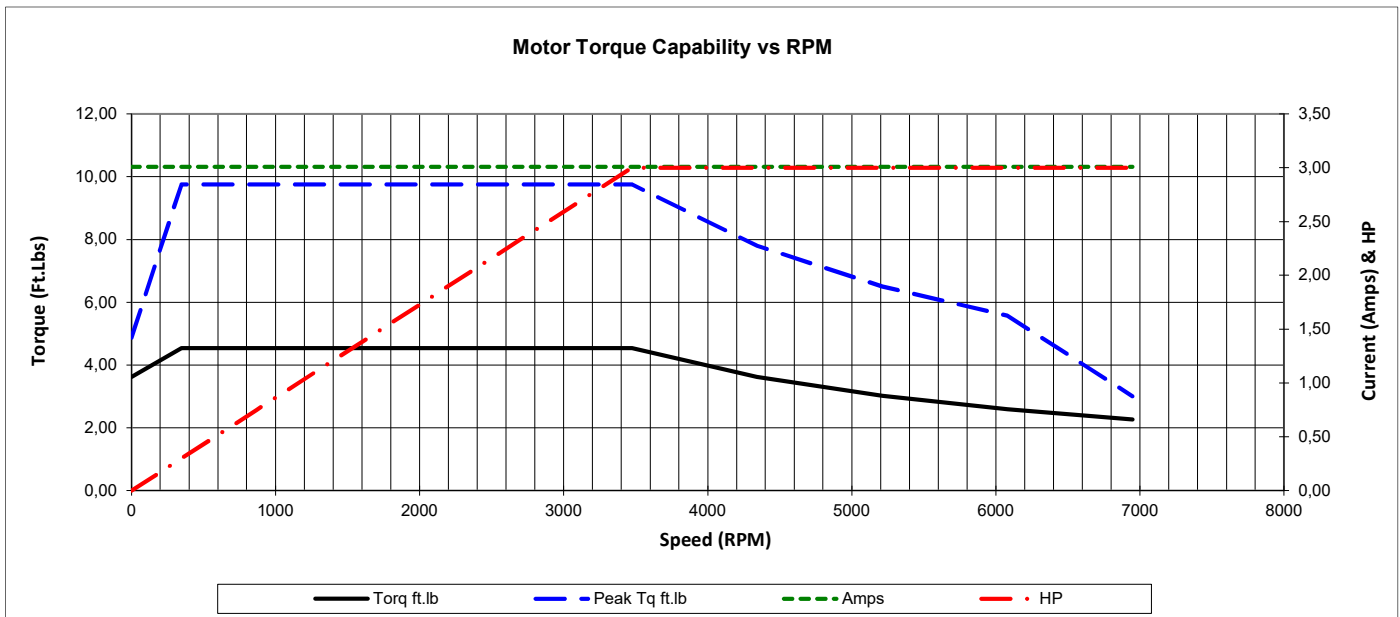
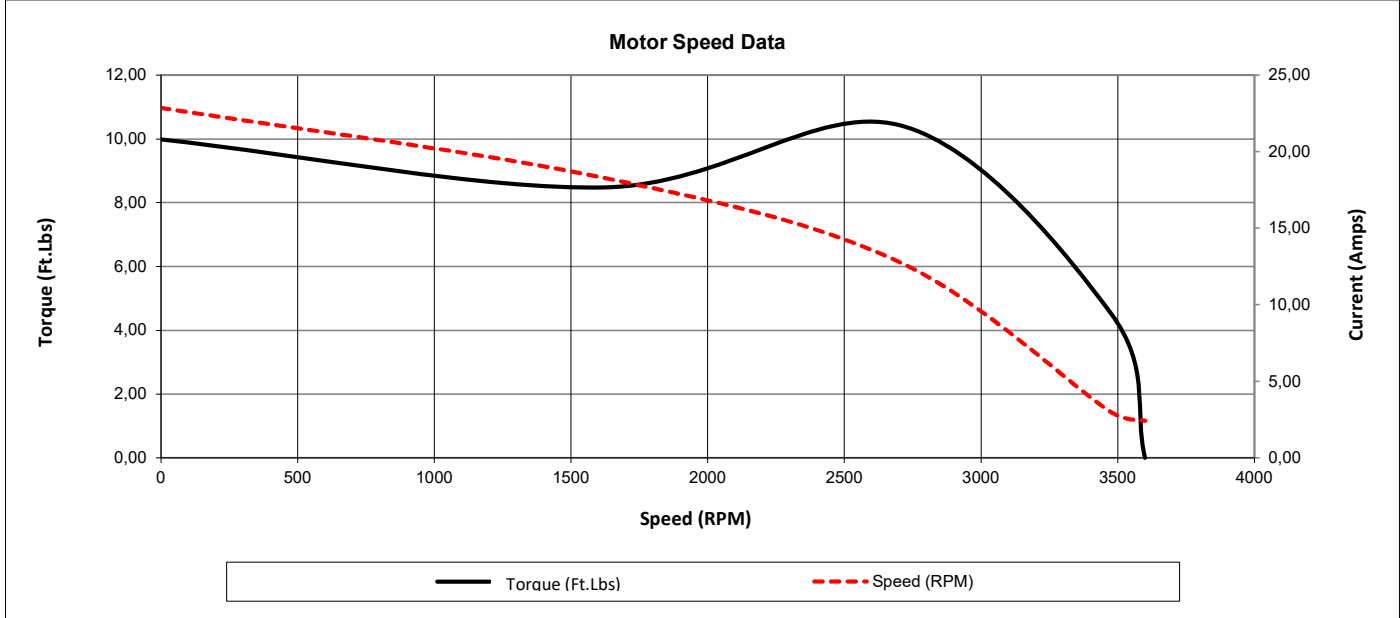




Date: 25 janvier, 2024  
 Customer: \_\_\_\_\_  
 Contact: \_\_\_\_\_  
 Submittee: J.C. Lavallée

Catalogue #: IJA290L-2-35

IEC Efficiency Level IE3											
HP	Kw	VAC	RPM	Enclosure	Frame	Frequency	Design	Poles	LR Is/In	Insulation Class	Temp. Rise °C
3,00	2,24	333 / 575	3474	TEFC	90L	60	N	2	7,6	H	30
		0Hz	6Hz	15Hz	30Hz	45Hz	60Hz	75Hz	90Hz	105Hz	120Hz
Amps	3,01	3,01	3,01	3,01	3,01	3,01	3,01	3,01	3,01	3,01	3,01
RPM	0	347	869	1737	2606	3474	4343	5211	6080	6948	
Torq ft.lb	3,63	4,54	4,54	4,54	4,54	4,54	3,63	3,02	2,59	2,27	
Peak Tq ft.lb	4,88	9,75	9,75	9,75	9,75	9,75	7,80	6,50	5,57	3,01	
HP	0,00	0,30	0,75	1,50	2,25	3,00	3,00	3,00	3,00	3,00	
	Locked Rotor	Pull-Up	Breakdown	Rated Load	Idle	Duty	S. F.	Ambient	Elevation	dBA @ 1M	
Speed (RPM)	0	1620	2700	3474	3600	S1	1,15	40°C	3,300 ft	-	
Current (Amps)	22,86	18,29	12,80	3,01	2,43	VFD Rating: Meets MG1 parts 31.4.4.2					
Torque (ft-lbs)	9,98	8,48	10,43	4,54	0,0	CT :	10:1	VT :	20:1		



Date: **25 janvier, 2024**  
 Customer: \_\_\_\_\_  
 Contact: \_\_\_\_\_  
 Submittee: **J.C. Lavallée**

Catalogue #: **IJA290L-2-35**

IEC Efficiency Level IE3											
HP	Kw	VAC	RPM	Enclosure	Frame	Frequency	Design	Poles	LR Is/In	Insulation Class	Temp. Rise °C
3,00	2,24	333 / 575	3474	TEFC	90L	60	N	2	7,6	H	30

Load %	0%	25%	50%	75%	100%	125%	150%
Amps	2,43	2,43	2,66	2,78	3,01	3,47	4,40
Torq ft/lbs	0	1,10	2,23	3,37	4,54	5,91	7,59
RPM	0	3569	3537	3506	3474	3332	3113
Eff %	0	56,4	75,3	83,0	86,5	84,3	77,4
PF %	0	38,8	73,2	81,5	85,0	87,6	89,3

	Locked Rotor	Pull-Up	Breakdown	Rated Load	Idle	Duty	S. F.	Ambient	Elevation	dBA @ 1M
Speed (RPM)	0	1620	2700	3474	3600	S1	1,15	40°C	3,300 ft	-
Current (Amps)	22,86	18,29	12,80	3,01	2,43	VFD Rating: Meets MG1 parts 31.4.4.2				
Torque (ft-lbs)	9,98	8,48	10,43	4,54	0,0	CT :	10:1	VT :	20:1	

